

HARVIA THE WALL

HSW600400M

Harvia The Wall Black Steel electric heater for medium-sized sauna rooms combines minimalistic Scandinavian design and user-friendly operation with top quality. The Wall is a compact, stylish, and reliable ensemble, that is suitable for various types of sauna interiors. The heaters stylish black steel color provides a modern touch for your sauna.

Advantages

- Compact, stylish and reliable heater for medium-sized sauna rooms
- Stylish black steel color provides a modern touch
- Easy-to-use illuminated operating switches
- Option to choose right and lefthanded installation
- Option to integrate heater in the sauna bench



Features

Main material : Steel


H x W x D : 610.0 x 430.0 x 260.0 mm

Net weight (kg) : 11.7

Installation location : Wall

ID	GTIN	Output (kW)	Sauna room size min - max m3
HSW600400M	6417659026505	6 kW	5.0-8.0

Related products




SFE-220400



HSW5



HSW5L



HSW1

Spare parts

Product	ID	Pcs
Timer + axel lock	WX641	1
Wall indicator lights	ZWA-061	1
Grid for The Wall heater	ZWA-023	1
Air flow spoiler Wall	ZWA-009	1
Axle, short, The Wall	ZWA-041	1
Timer knob, The Wall	ZWA-011	1
Heating element, The Wall 2000W / 230V	Y10-0015	3
Thermostat/overheating limiter switch	ZSK-520	1
Thermostat knob, The Wall	ZWA-021	1
Axle inlet rubber seal, The Wall	ZWA-022	1
Heating element support part The Wall	ZWA-007	1
Wall mounting bracket, Wall all models	ZWA-058	1

Technical details

Technical data	Type / attribute	HSW600400M
Technical data	Color	Black Steel
	Power output	6 kW
	Stone sizes	5-10 cm
	Stone amount (kg)	20
	Dimensions	
Dimensions	Product width (mm)	430
	Product height (mm)	610
	Product depth (mm)	260
	Net weight (kg)	11.7
	Gross weight	13.4
	Package width	460
	Package height	540
	Package depth	264
Safety and installation dimensions	Safety distance front (non-combustible materials)	30
	Safety distance front (combustible materials)	40
	Safety distance right side (combustible materials)	40
	Safety distance right side non-combustible materials	40
	Safety distance left side (combustible materials)	40
	Safety distance left side non-combustible materials	40
	Safety distance side (non-combustible materials)	40
	Safety distance side (combustible materials)	40
	Safety distance (Ceiling) (depends on connections and therefore from output, star/delta)	1200
	Room min. height(depends on connections and therefore from output, star/delta)	1900
	Installation opening height	1900
	Installation opening width	340
Installation opening depth	290	

Technical images

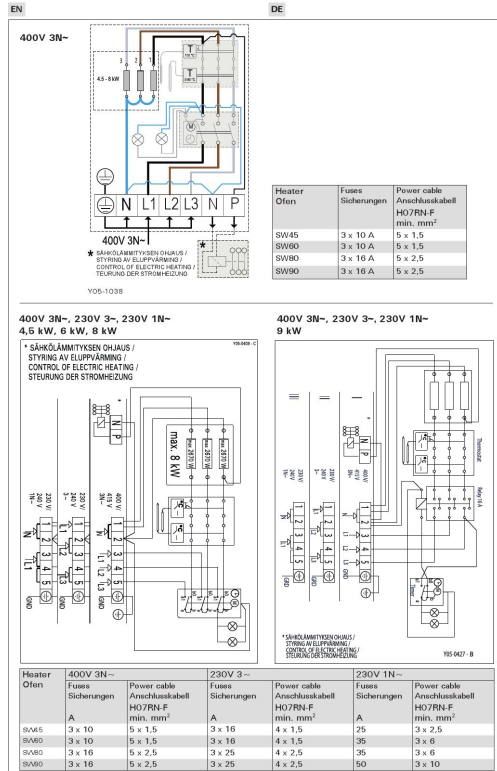


Figure 11a. Electrical connections (SW45, SW60, SW80, SW90)
 Abbildung 11a. Anschlussplan (SW45, SW60, SW80, SW90)