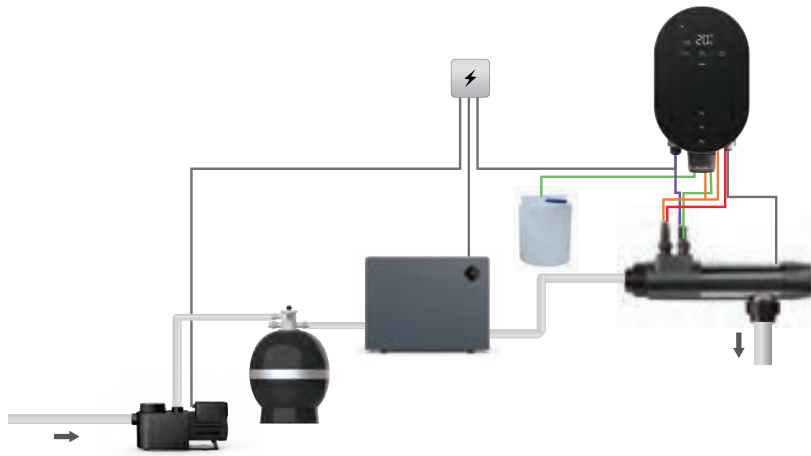



INSTALLATION GUIDE


① Installation Diagram




② Installation Method



③ Control Unit Installation



④ Probe & Interface Detail



COMPONENT LIST

- 1 Control Unit
- 2 Electrolytic Cell
- 3 ORP Probe Kit
- 4 pH+Temp Probe Kit
- 5 Flow Switch
- 6 Accessories
- 7 Doser Kit
- 8 External Doser (Optional)
- 9 Water Unions



①



②



⑧



⑨



③



④



⑤



⑥



⑦

CONFIGURATION GUIDE

Configuration	Control Unit	Electrolytic Cell	ORP Probe Kit	pH+Temp Probe Kit	Doser Kit	Flow Switch	Water Unions	Accessories
Premium	✓	✓	✓	✓	✓	✓	✓	✓
Medium	✓	✓	-	✓	✓	✓	✓	✓