

O₂ GENTLE USER GUIDE

AquaSParkle O₂ Gentle – A complete water treatment system to keep your water in top condition.

This gentle and soft active oxygen treatment offers you a chlorine and bromine free alternative for effective sanitisation of your hot tub water. AquaSParkle O₂ Gentle treated spas provide pure, gentle and safe water with low odour levels compared with other sanitisers.

Commissioning a brand new hot tub, or one that has been left drained for a period of time.

Refer to your spa supplier for further commissioning guidance.

Converting an existing hot tub to AquaSParkle O₂ Gentle



Before converting your hot tub to O₂ Gentle, it is recommended that you drain and re-fill with fresh water. Follow this with a chlorine shock dose.


1

STEP 1 – INITIAL DOSE

AquaSParkle O₂ Gentle Initial Dose:

Once you have commissioned your hot tub (see above), apply an initial dose of O₂ Gentle Liquid and Granules to your hot tub. Allow 5 minutes for the O₂ Gentle products to circulate before using your spa.

Spa Volume	O ₂ Gentle Liquid	O ₂ Gentle Granules
1000ltrs	40ml	25g (1.5 x )
1500ltrs	60ml	40g (2.5 x )



Note: 1 x  = approx. 15g of O₂ Gentle Granules


2

STEP 2 – ONGOING

Prior to spa use

Prior to using your spa, add 15g (approx. 1 blue scoop) of O₂ Gentle Granules per 1,000 litres of spa water directly into the spa with the pump(s) running. Allow 5 minutes for the granules to dissolve before using your spa.

Spa Volume	O ₂ Gentle Granules
1000ltrs	15g (1 x )
1500ltrs	20g (1.3 x )

Note: 1 x  = approx. 15g of O₂ Gentle Granules

3

STEP 3 – WEEKLY

AquaSParkle O₂ Gentle is a dual-action system requiring a weekly top-up dose of AquaSParkle O₂ Gentle Liquid. Add the required amount of O₂ Gentle Liquid directly into the spa with the pump(s) running. Allow 5 minutes for the liquid to circulate before using your spa.

Spa Volume	O ₂ Gentle Liquid
1000ltrs	10ml
1500ltrs	15ml



Use for soft and gentle,
chlorine-free spa water

Water Testing

Once the O₂ Gentle Granules have completely dissolved, using Aquablanc (MPS) 3-Way Test strips or an active oxygen pooltester, test your spa water. Aim for an active oxygen (MPS) level of between 5 - 10mg/l (ppm).

pH and Total Alkalinity

The pH level of your spa water is important as it helps to ensure the spa water is comfortable for bathers and the water is neither too acidic or alkali.

Aim for a pH reading of between 7.2 - 7.6.

Total alkalinity is a measure of the waters ability to resist pH changes. It acts as a 'buffer' for the pH. Low Total Alkalinity may lead to large pH 'swings' and conversely high total alkalinity may make the pH difficult to adjust.

Aim for a total Alkalinity reading of between 80 - 150mg/l (ppm).

The Importance of Circulation & Filtration

It is a combination of circulating water and the cartridge filter collecting debris, along with good chemical treatment that keeps the water safe and crystal clear. **Note:** when the cartridge filter is dirty, filter efficiency and circulation is impaired, often leading to cloudy and problematic water. Rinse the cartridge filter weekly and for a more thorough clean use AquaSParkle Immerse or Cartridge Cleaner on a monthly basis.

Spa Fusion - Oxidising your spa water

It is good practice to oxidise your spa water either weekly or fortnightly to aid in the removal of bather contaminants. Whilst a double dose of AquaSParkle O₂ Gentle Granules can be used, the preferred option is to apply a sachet of AquaSParkle Spa Fusion.

HOT TUB TIPS

Foam Control

Warm spa water can quickly collect body oils, detergents (from swimming costumes) and cosmetics before the cartridge filter can remove them, leading to unsightly foam on top of the spa water. AquaSParkle Spa FoamAway will rapidly destroy unsightly foam from the surface of the spa water. Draining and re-filling with fresh water more regularly may also help. **Tip: If possible, it is always good practice to encourage spa users to shower with their costumes on before using the hot tub.**

Draining and re-filling

Over time, spa water can become 'stale' as it absorbs minerals, chemicals and pollution from bathers. This can result in dull looking water and make the water more difficult to look after. To avoid this, as a guide drain and re-fill your hot tub every 4 - 6 weeks.

SAFETY TIPS

GENERAL

- Do not allow water temperatures to exceed 40°C (lower for children)
- Do not leave non swimmers / children unattended
- Do not overload the spa
- Do not use electrical appliances near water
- Use plastic and not glass around the spa
- Do not drink alcoholic beverages before or during use of spa's
- If you are pregnant, have high blood pressure or cardiovascular conditions then consult your doctor before using spa's
- When changing (dirty) filter cartridges, wear gloves

CHEMICAL HANDLING

- Read instructions thoroughly on each product/box before use
- When pre dissolving chemicals always add chemicals to water and not vice versa
- Never mix different chemicals in concentrated forms including these kit products but also with other products like bleach or weedkillers - a dangerous reaction may occur
- Always pre dissolve chemicals in a clean, plastic container in a well ventilated area
- Avoid spillages but in event of spillage clean up using clean receptacles and dispose in the spa. Flush cleaned spill areas with water
- Never use unlabelled chemicals
- Wash hands after handling spa chemicals

STORING CHEMICALS

- Store chemicals well away from children and pets
- Store in a secure, cool and dry place

PROBLEM SOLVING CHART

SYMPTOM	CAUSE	REMEDY
Increased chemical consumption/dull looking water	High TDS (Total Dissolved Solids)	Consider if time to drain and re-fill with fresh water
pH hard to control	Low Total Alkalinity (TA)	Test and if necessary raise the TA level
Cannot achieve active oxygen (MPS) level	High bather numbers introducing excess contamination	Shock dose with the spa with a double dose of O ₂ Gentle Granules or Spa Fusion
Foaming water	Build-up of bather pollution/detergents from swimming costumes or high pH	Use Spa FoamAway and ensure pH levels are between 7.2 - 7.6
Cloudy water	Poor chemical controls or inadequate filtration	Ensure active oxygen (MPS) levels are being achieved. Clean cartridge filter
Rough/white spa surfaces	Scale formation	Add Spa ScaleAway and ensure correct pH and TA levels
pH results vary	Low Total Alkalinity or testing with air jets 'on' can result in varying pH results	Ensure TA levels are between 80 - 150 mg/l. Always test the spa water when the air jets are turned 'off'