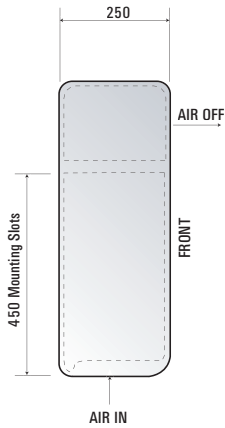
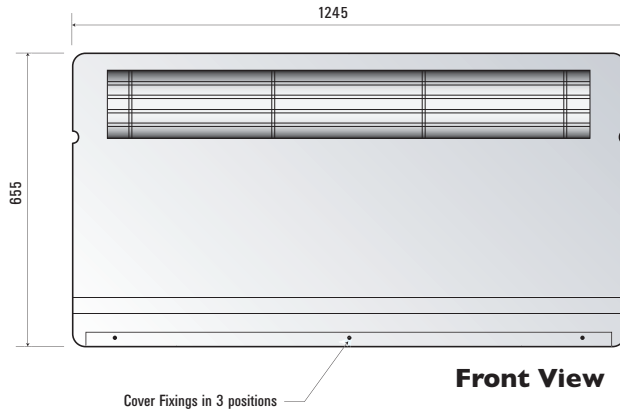


Vaporex 50 - Standard

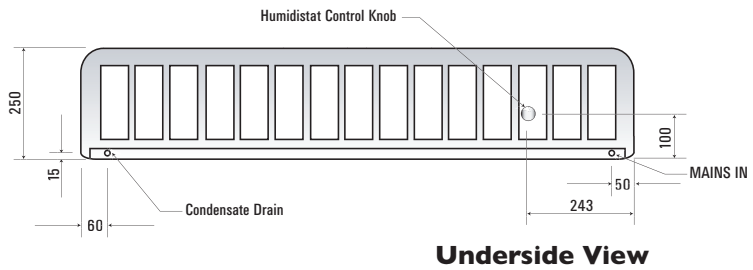


End View



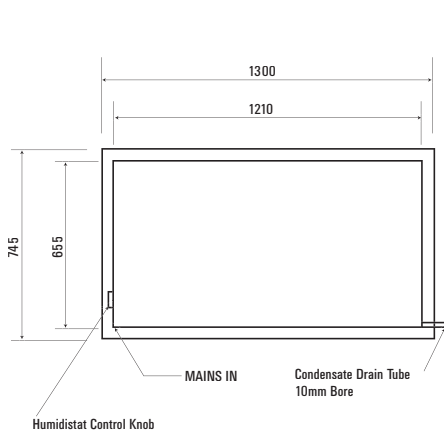
Front View

Weight of unit: 58kg
Dimension when packed:
1310L x 330W x 850H

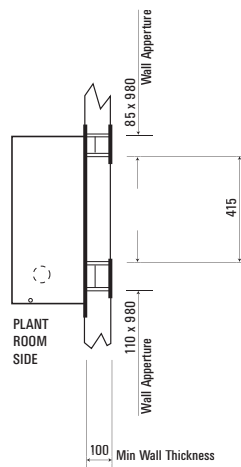


Underside View

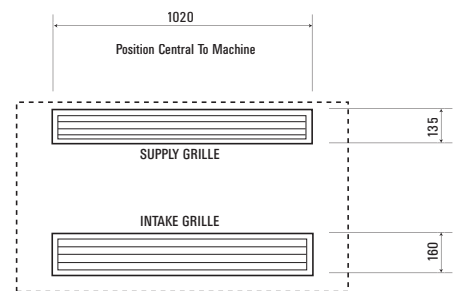
Vaporex 50 - Through The Wall



**Plant Room View
Of Machine**



Section Through Wall



**Grilles Viewed
From Pool Hall**

Weight of unit: 70kg
Dimension when packed:
1330L x 460W x 900H

Vaporex 50 Specifications

Main Fan / Re-circulating Model 50

Re-circulating air flow - nominal (m³/hr) * 1280

Dehumidification Duty (l/hr)@29°C/60% RH

By heat pump 2.5

* may differ for TTW models

Heat To Air (kW)

Via Heat Pump 3.5

Via LPHW @ 82°C N/A

Via Integral Electric Air Heater 4.0

Maximum Available Heat To Air 5.55

Electrical & Sound Data

Nominal Power Consumed (kW) 5.2

Nominal Running Current (Amp) I_{ph} 23

Fuse Required (Amp) I_{ph} 32

Noise Level @ 3m (dBA) 54

Plumbing Requirements (where fitted)

LPHW (Boiler) Connections (mm) N/A

LPHW (Boiler) Flow Rate (l/min) N/A

Condensate drain (mm) 10

Recommended Boiler Output (kW) * N/A

* only applicable with LPHW air heater option

LPHW = Low Pressure Hot Water
 TTW = Through The Wall (models)

INDUX Heat Recovery Ventilation Unit

Self Contained - Through Wall Mounted



equipment offering further flexibility.

For summer operation the heat exchanger can be removed and replaced with a plastic divider board to provide positive cooling to rooms.

Washable filters are fitted on both supply and extract air streams and located behind the internal grilles for simple access and periodical cleaning.

Electrical

90W 240v 50Hz Normal running consumption 60W.

- Eliminates lingering odours
- Reduces condensation
- Saves heat - 70% heat recovery
- Saves money on heating bills
- Provides clean Fresh Air
- Warm in winter
- Cool in summer
- Saves waste heat
- Saves energy - saves money
- Controls indoor pollution, smoke, smells, dust mites
- Made from recycled plastics - helps world resources

Applications

The E300 unit is suitable for use in all rooms in the house and is ideal for controlling moisture and odours. Low noise and no requirement for make-up air means that E300 is also perfect for offices, classrooms, hotel suites, toilet areas, function rooms etc.

E300 heat recovery also makes the unit ideal for swimming pools, examination rooms, changing rooms, laundries, virtually all environments where ventilation and fresh air are required.

How It Works

The E300 uses 2 specially developed mix flow fans to simultaneously supply and extract air. Both streams are passed through a plastic heat exchanger which extracts heat from the stale exhaust air and pre-warms fresh air supply. Extract and supply air streams do not touch. The heat exchanger consumes no power.

High Performance is achieved because of the special fan design which develops high pressure at low noise levels.

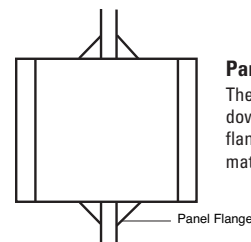
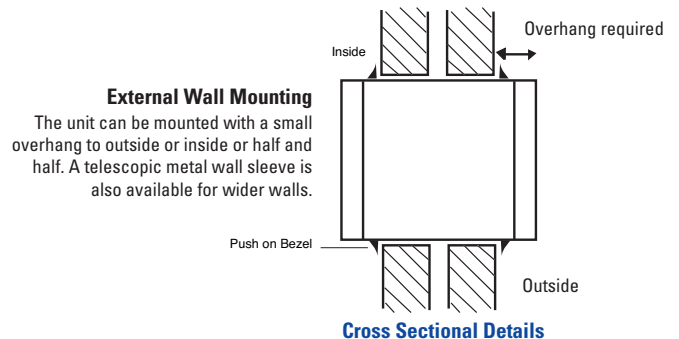
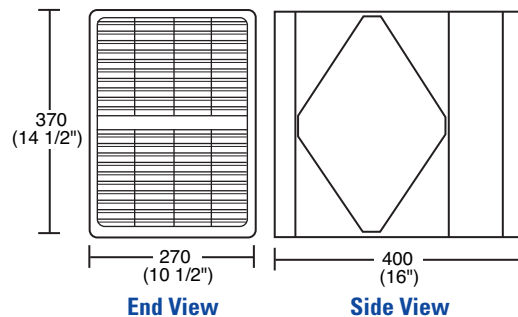
High Efficiency is achieved because of a breakthrough in the technology of heat exchanger manufacture. The all polymer welded construction provides up to 70% heat recovery by using maximum possible plate area with minimum pressure drop.

Performance

The E300 is fully controllable by use of a dedicated 3 speed controller. Automatic On / Off control or switching to boost is easily achieved.

A separate humistat can be used in conjunction with this

Typical Installations



Panel Mounting

The unit can be mounted in a replacement window panel or single leaf wall with a panel flange kit which is moulded in the same material as the unit case.

Performance Chart

Heat recovery m ³ /hr (cfm)	Extract	Supply
Boost	300 (175)	270 (160)
Normal	210 (125)	190 (110)
Low	75 (45)	70 (40)
Summer Operation m ³ /hr (cfm)	Extract	Supply
Boost	400 (235)	400 (235)
Normal	300 (175)	300 (175)
Low	100 (60)	100 (60)