

OPTIMA COMPACT (ALL TITANIUM)

The Optima Compact delivers everything you need in a pool heater - safety, reliability, efficiency and touchscreen digital programming for any modern lifestyle. A highly robust, durable construction, makes this a desirable solution for any residential pool or spa.

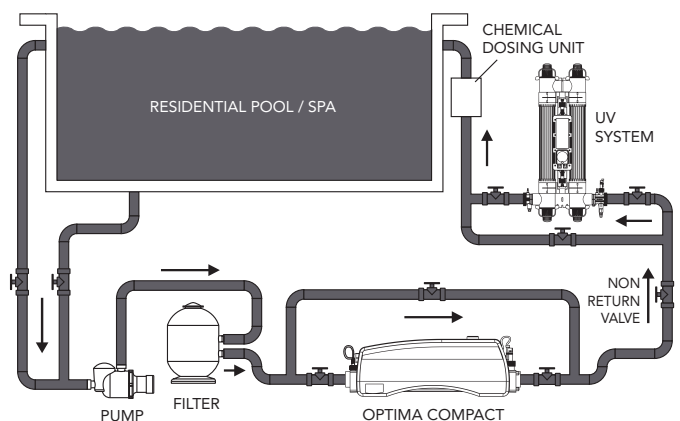
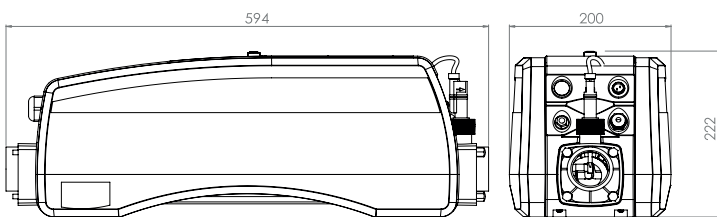


For connectivity, please refer to your device manual.

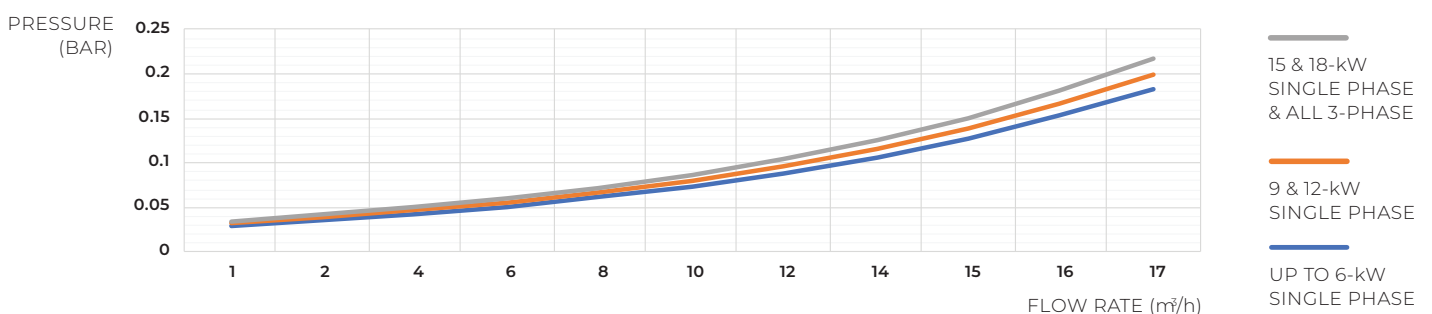
FEATURES

- 23 models available, ranging from 1-kW to 24-kW
- Easy installation, fully equipped and pre-wired
- Robust, durable construction
- Ultra-reliable flow switch allows safe operation
- Fitted with temperature thermostat and overheating sensor
- Compact, durable design
- Touchscreen control with soft-start for power supply protection
- Titanium flow tube and titanium heating element(s)
- Can be floor or vertically wall mounted
- Vortex, long life, stay clean heating element technology
- 100% efficiency throughout the product life
- Smartphone connection via Wi-Fi, 4G or Cloud
- Silent operation

TECHNICAL DRAWINGS



PRESSURE DROP



SPECIFICATIONS

POWER SUPPLY	Single phase or three phase
FLOW REQUIREMENTS	Minimum flow: 2-kW to 6-kW, 1m ³ /h Minimum flow: 9-kW to 24-kW, 4m ³ /h Maximum flow: 17m ³ /h
HEATING ELEMENT	Grade 1 titanium
FLOW TUBE	Grade 1 titanium
CONTROL THERMOSTAT	Touch Screen 0 > 45 °C (0.5°C differential)
SAFETY THERMAL CUT OUT	60°C (manual reset)
FLOW SWITCH	Rhodium tipped reed switch with titanium fulcrum pin
CONTACTORS	Dual Siemens 3RT2023 or 3RT2027
SEALS	High temperature special formula EPDM ferrules, TPE end fitting gaskets
WATER CONNECTIONS	1.5" BSP female thread supplied with 1½" / 50mm stepped PVC unions for rigid pipe and 1½" / 1¼" stepped hose tails for flexible pipe
INTERNATIONAL PROTECTION MARKING	IP44
FREQUENCY	50/60 Hz
WORKING PRESSURE	4 bar maximum
MOUNTING	Floor or wall mounting

MODELS

220-240V 1-PHASE	LOAD	PRODUCT CODES	NET WEIGHT	GROSS WEIGHT	VOLUME
	Power Output		Amp	kg	kg
1-kW	4.5	OCPD-1-1	7.19	8.83	0.057
2-kW	8.5	OCPD-1-2	7.19	8.83	0.057
3-kW	12	OCPD-1-3	7.19	8.83	0.057
4.5-kW	20	OCPD-1-4	7.19	8.83	0.057
6-kW	26	OCPD-1-6	7.19	8.83	0.057
9-kW	40	OCPD-1-9	7.51	9.15	0.057
12-kW	53	OCPD-1-12	7.51	9.15	0.057
15-kW	66	OCPD-1-15	7.84	9.48	0.057
18-kW	79	OCPD-1-18	7.84	9.48	0.057

VERSATILE 230/400V*					
6-kW	26/8.5	OCPD-V-6	7.72	9.36	0.057
9-kW	40/13	OCPD-V-9	7.72	9.36	0.057
12-kW	53/18	OCPD-V-12	7.72	9.36	0.057

400V 3-PHASE*					
15-kW	22	OCPD-3-15	7.72	9.36	0.057
18-kW	26	OCPD-3-18	7.72	9.36	0.057
24-kW	34	OCPD-3-24	7.72	9.36	0.057

220-230V 3-PHASE*					
6-kW	15	OCPD-3-6-D	7.72	9.36	0.057
9-kW	23	OCPD-3-9-D	7.72	9.36	0.057
12-kW	30	OCPD-3-12-D	7.72	9.36	0.057
15-kW	38	OCPD-3-15-D	7.72	9.36	0.057
18-kW	46	OCPD-3-18-D	7.72	9.36	0.057

* For voltages other than 400V please add: -380 or -415 at the end of a product code e.g: OCD-3-15-380
For any other voltages or custom builds, please contact our sales team sales@elecro.co.uk